



PINNACLE — ANALYTICS —

Potency Results

Sample Name: Sunday Driver
Client:
Client Batch ID:

Pinnacle-Analytics.com
3549 Lear Way, Suite 101
Medford OR 97504
P:(541)300-8217

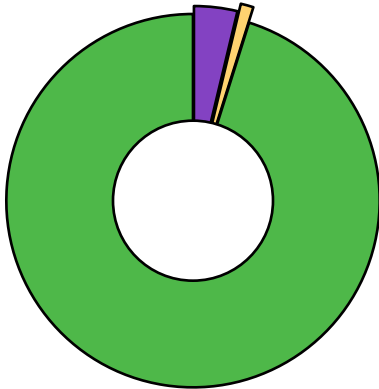
Sample ID: [REDACTED]
Matrix: Flower
Prep Analyst: [REDACTED]
Analysis Method: 0630322+1 H3 4-20-2022 #1.lcm
Sampling Method: N/A
Reference Method: JCB 2007: HPLC/DAD
Analysis Batch: 5-20-2023 H4 35, 276, 280, 291 Flower

Date Sampled: 5/20/2023
Date Reported: 5/21/2023
Client License: N/A
For R&D Purposes Only

Total THC (THCA*0.877+d9-THC) **29.7%**
Total CBD (CBDA*0.877+CBD) **<LOQ%**
Moisture Content **15.1%**

Cannabinoid	% Weight	mg/g
CBDVA	<LOQ	<LOQ
CBDV	<LOQ	<LOQ
CBDA*	<LOQ	<LOQ
CBGA	0.143	1.43
CBG	<LOQ	<LOQ
CBD*	<LOQ	<LOQ
THCV	<LOQ	<LOQ
CBN	<LOQ	<LOQ
d9-THC*	0.297	2.97
d8-THC	<LOQ	<LOQ
CBC	<LOQ	<LOQ
THCA*	29.7	297.0
Total Cannabinoids	30.6	306.0


*ORELAP Accredited Analyte
Limit Of Quantitation: 0.1%, analyte not measured



- CBGA
- d9-THC*
- THCA*



These test results may not be altered or reproduced except in full without the permission of Pinnacle Analytics. These results were generated following the Oregon Administrative Rules and in accordance with the NELAP Institute under ORELAP License #4152
Report generated by Routine_Potency_Rev9_5-20-2023


Kris Ford, PhD
Lab Director



PINNACLE

— ANALYTICS —

Quality Control Results

Analyst: [REDACTED]

Analysis Batch: 5-20-2023 H4 35, 276, 280, 292 Flower

Pinnacle-Analytics.com
3549 Lear Way, Suite 101
Medford OR 97504
P:(541)300-8217

	Duplicate RPD		LCS % Recovery		Method Blank	
	H-0-C604-b	Limit	C-FL-091522	Limits	C-FB-091522	Limit
CBDA	1.61%	10%	104.0%	90-110%	<LOQ/2	LOQ/2
CBD	0.118%	10%	110.0%	90-110%	<LOQ/2	LOQ/2
d9-THC	1.66%	30%	106.0%	90-110%	<LOQ/2	LOQ/2
THCA	<LOQ%	30%	101.0%	90-110%	<LOQ/2	LOQ/2

RPD: Relative Percent Difference between unknown sample and its duplicate

LCS: Laboratory Control Sample with known concentration

Case Comments: There were no divergences from ordinary Quality Control procedures or SOPs.



These test results may not be altered or reproduced except in full without the permission of Pinnacle Analytics. These results were generated following the Oregon Administrative Rules and in accordance with the NELAP Institute under ORELAP License #4152
Report generated by Routine_Potency_Rev9_5-20-2023

Kris Ford, PhD
Lab Director



PINNACLE ANALYTICS

Terpene Results

Sample Name: Sunday Driver

Client:

Client Batch ID:

Pinnacle-Analytics.com
3549 Lear Way, Suite 101
Medford OR 97504
P:(541)300-8217

Sample ID: [REDACTED]

Client License:N/A

Matrix: Flower

For R&D Purposes Only

Date Received: 5/20/2023

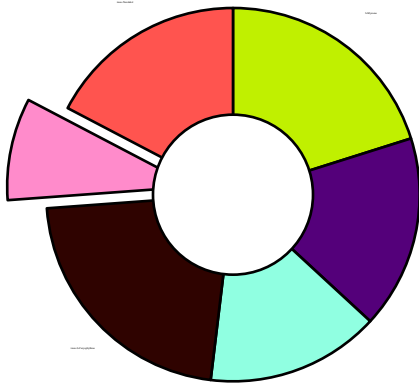
Date Reported: 5/21/2023

Analysis Method: 220624 TerpenesNO IS.mdb

Analyst: Jeff A.

Analysis Batch: 220917 G1 35 280 Terpenes

Total Terpene Content 1.67%
Main Terpene trans-b-Caryophyllene
Moisture Content 15.1%



Terpene	% Weight	mg/g
a-Pinene	<LOQ	<LOQ
Camphene	<LOQ	<LOQ
● b-Myrcene	0.337	3.37
b-Pinene	<LOQ	<LOQ
3-Carene	<LOQ	<LOQ
a-Terpinene	<LOQ	<LOQ
cis-b-ocimene	<LOQ	<LOQ
● Limonene	0.28	2.8
p-cymene	<LOQ	<LOQ
trans-b-Ocimene	<LOQ	<LOQ
Eucalyptol	<LOQ	<LOQ
γ-Terpinene	<LOQ	<LOQ
Terpinolene	<LOQ	<LOQ
● Linalool	0.252	2.52
Isopulegol	<LOQ	<LOQ
Geraniol	<LOQ	<LOQ
● trans-b-Caryophyllene	0.367	3.67
● a-Humelene	0.148	1.48
cis-Nerolidol	<LOQ	<LOQ
● trans-Nerolidol	0.29	2.9
Guaiol	<LOQ	<LOQ
Caryophyllene Oxide	<LOQ	<LOQ
a-Bisabolol	<LOQ	<LOQ
Total Terpenes	1.67	16.7

Limit Of Quantitation: 0.1%, analyte not measured



These test results may not be altered or reproduced except in full without the permission of Pinnacle Analytics. These results were generated following the Oregon Administrative Rules and in accordance with the NELAP Institute under ORELAP License #4152
Note: ORELAP does not offer terpene accreditation
Report generated by Terpenes_Rev2_5-20-2023

Kris Ford, PhD
Lab Director